



JULY 2019


METDESK MONTHLY SUMMARY

RATHER WARM AND OFTEN DRY DURING THE FIRST TWO THIRDS OF THE MONTH, AWAY FROM THE NORTH AND WEST. RECORD BREAKING HEAT AND THUNDERSTORMS DURING THE THIRD WEEK. MUCH COOLER AND EXCEPTIONALLY WET IN PLACES DURING THE CLOSING DAYS.

July began on a cool note with north-westerly winds bringing in showery conditions to the west and north. However generally the first half of July was often dry and settled across England and Wales, with high pressure frequently building in from the Atlantic across Britain, although occasional spells of rain drifted in from the west at times across Scotland. Light northerly winds allowed for some unseasonably chilly nights between the 6-8th with a minimum of -0.4°C recorded at Altnaharra, Sutherland on the 8th. Conditions turned more broadly unsettled between the 16th-22nd with spells of rain spreading eastwards at times. From the 22nd a southerly plume advected very warm air from the nearby continent and resulted in spell of very, if not exceptionally hot conditions. Temperatures widely peaked into the high 20s low 30s Celsius on the 23rd across England and Wales, followed by thunderstorms which erupted northwards overnight across the country. These brought some torrential downpours and frequent lightning in places. The hot conditions continued into the 24th with the focus of the heat shifting into East Anglia, where temperatures widely reached the low to mid 30s Celsius. The following overnight period saw temperatures widely remaining in the high teens across much of England and Wales, with temperatures in London and at a few stations in East Anglia, failing to drop below 20°C. The peak of the hot spell occurred on the 25th where temperatures across a large swathe of England, Wales and Scotland peaked at or above 30°C. Across the Midlands and south-east England values widely exceed 35°C, with the all time UK maximum temperature record being broken with a high of 38.7°C recorded at Cambridge Botanic Gardens, Cambridgeshire. This beat the previous record by 0.2°C of 38.5°C from Faversham in August 2003. This also smashed the previous July all time record for the UK of 36.7°C from 2015, which was recorded at Heathrow. Many stations broke either their July or all time records; other notable maximum temperatures from that day were 31.6°C at Edinburgh Gogarbank, a new all time record for the station, 35.6°C at Sheffield, also a new all time high. 36.3°C at Reading University, 0.1°C from the all time record, 38.1°C at Heathrow, 31.4°C at Cardiff, 32.4°C at Carlisle. The record breaking hot weather was then followed by scattered thunderstorms which broke out across North-West England during the evening, with one particularly notable storm dropping golf ball sized hail. Bands of scattered showers/thunderstorms pushed eastwards overnight as cooler air advanced from the Atlantic. The heat was then followed by some equally exceptional wet weather during the 27-28th with slow moving frontal systems across England and Scotland producing the first heavy rainfall of the month for many. The 28th saw slow moving heavy thunderstorms across the Midlands and Northern England producing over a months worth of rain in just a few hours, which caused flooding in places, particularly around Greater Manchester and Derbyshire. Rochdale saw 94.0mm fall within a 24-hour period on the 28th. The remaining few days of the month remained generally warm but unsettled with further showers and spells of rain.


JULY 2019



-0.4°C  **LOWEST TEMPERATURE**
ALTNAHARRA, SUTHERLAND
8TH JULY

94.0mm  **HIGHEST 24HR RAINFALL**
ROCHDALE, GREATER MANCHESTER
28TH JULY

279.0%  **WETTEST STATION RELATIVE TO AVERAGE**
ROCHDALE, GREATER MANCHESTER

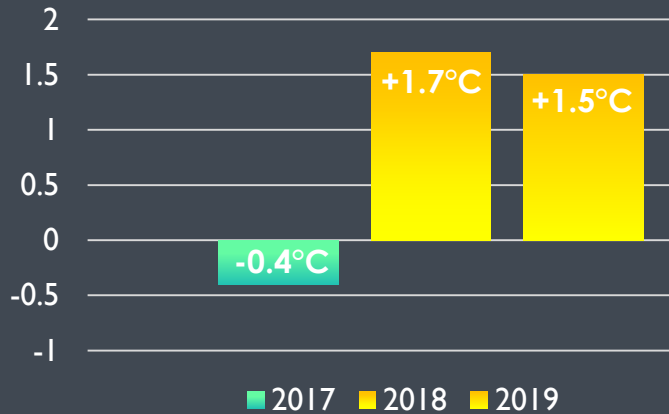
38.7°C  **HIGHEST TEMPERATURE**
NEW JULY RECORD!
NEW NATIONAL RECORD!
CAMBRIDGE BOTANIC GARDENS,
CAMBRIDGESHIRE.
28TH JULY

27.5%  **DRIEST STATION RELATIVE TO AVERAGE**
YEOLVINTON, SOMERSET

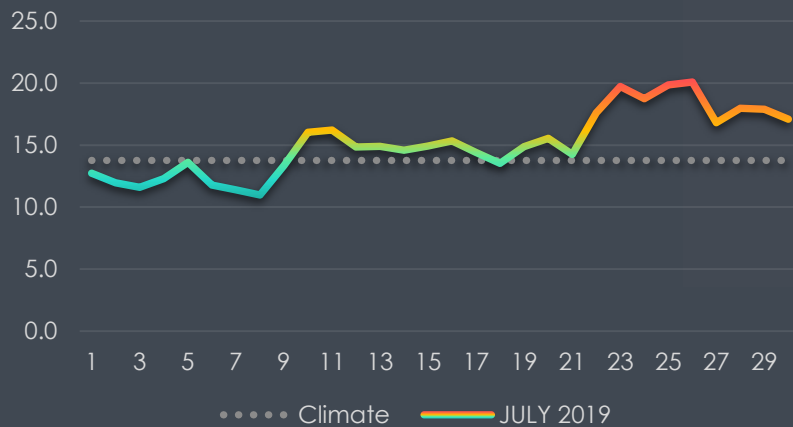
REGIONAL SUMMARY – SCOTLAND



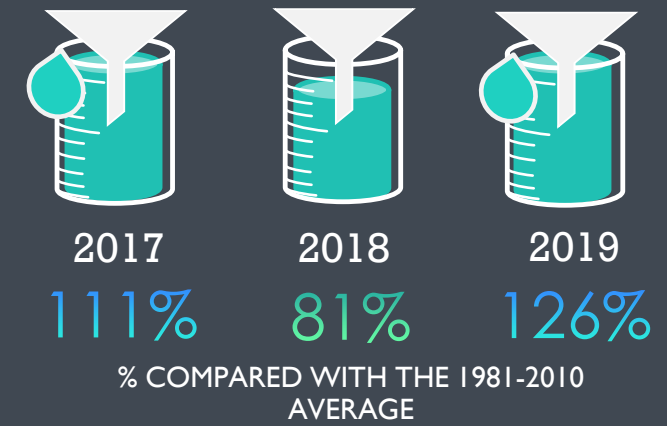
MEAN TEMPERATURE ANOMALY



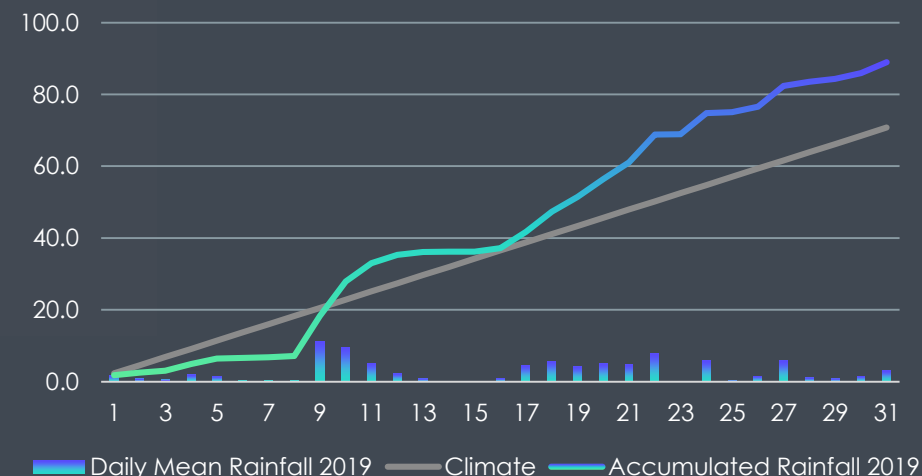
SCOTLAND MEAN DAILY TEMPERATURE



MEAN RAINFALL



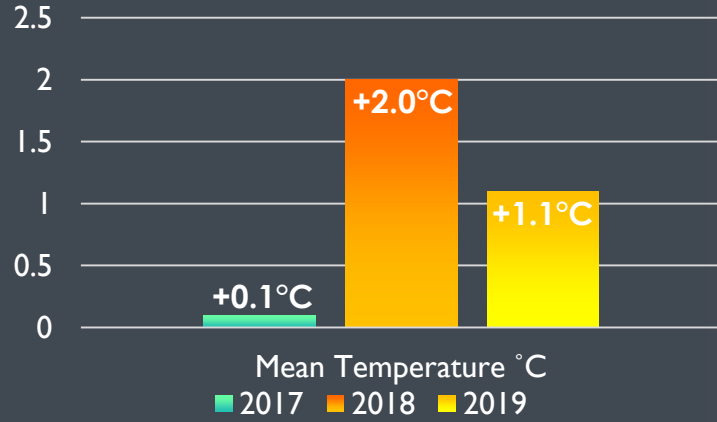
SCOTLAND MEAN DAILY RAINFALL



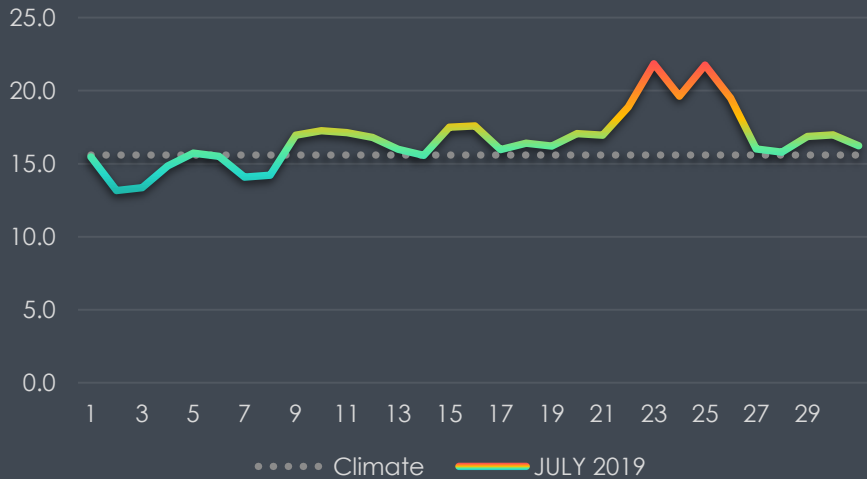
REGIONAL SUMMARY – WALES



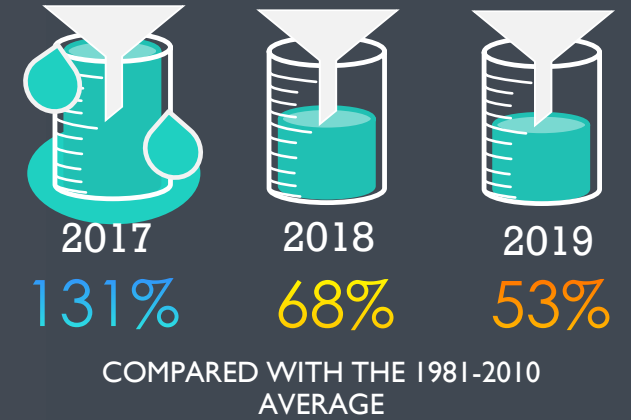
MEAN TEMPERATURE ANOMALY



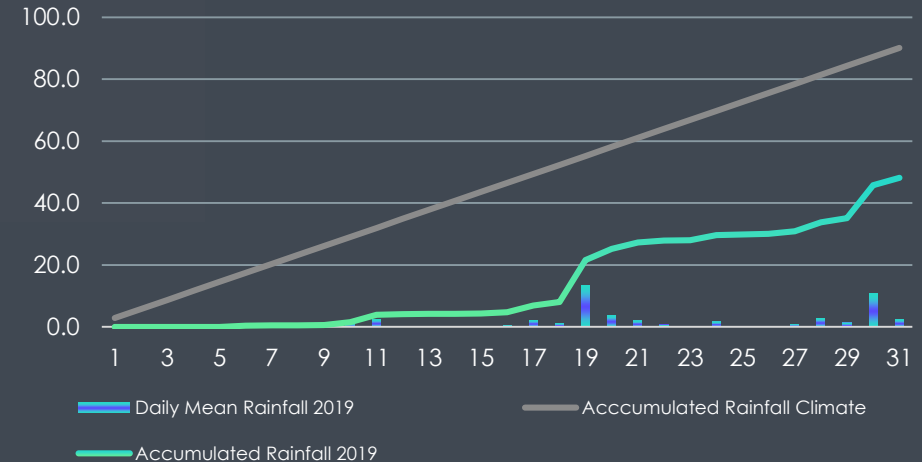
WALES MEAN DAILY TEMPERATURE



MEAN RAINFALL



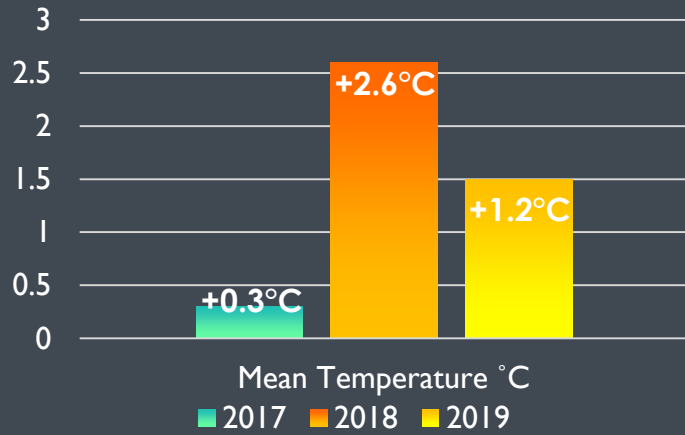
WALES MEAN DAILY RAINFALL



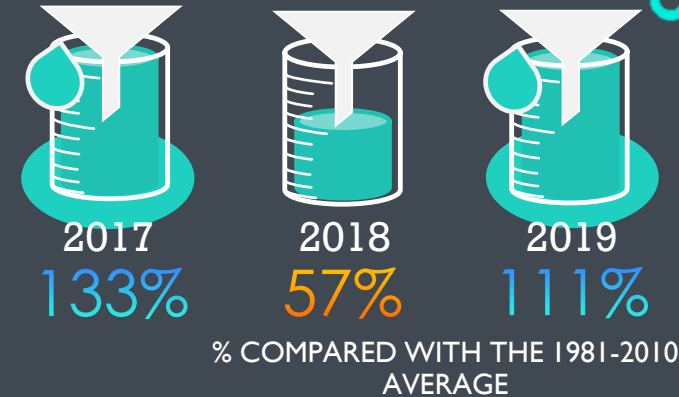
REGIONAL SUMMARY – ENGLAND



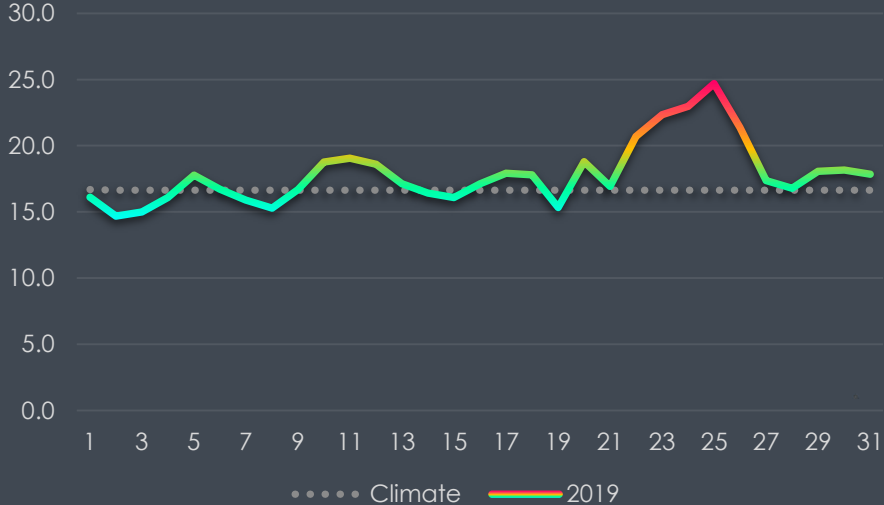
MEAN TEMPERATURE ANOMALY



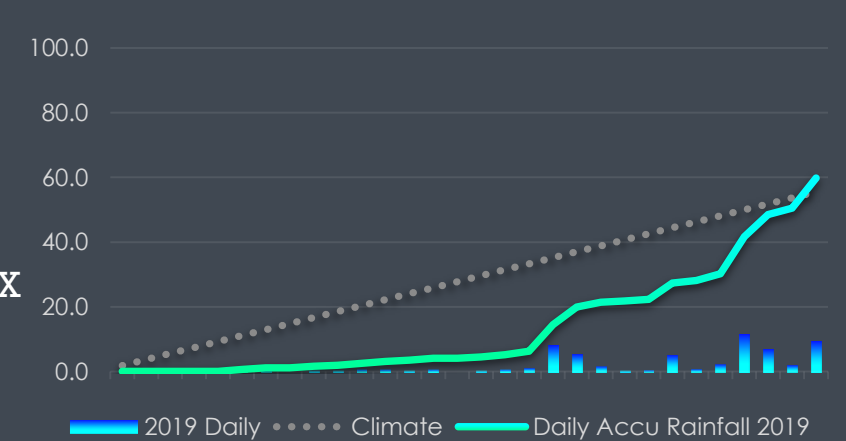
MEAN RAINFALL



ENGLAND MEAN DAILY TEMPERATURE



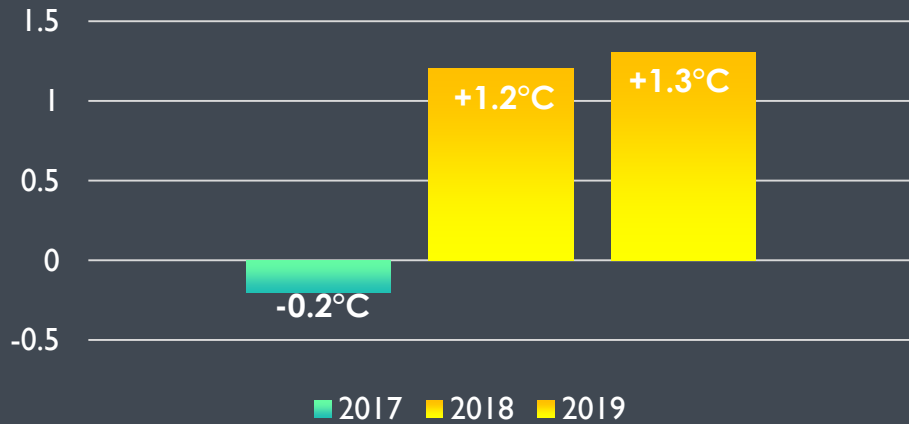
ENGLAND MEAN DAILY RAINFALL



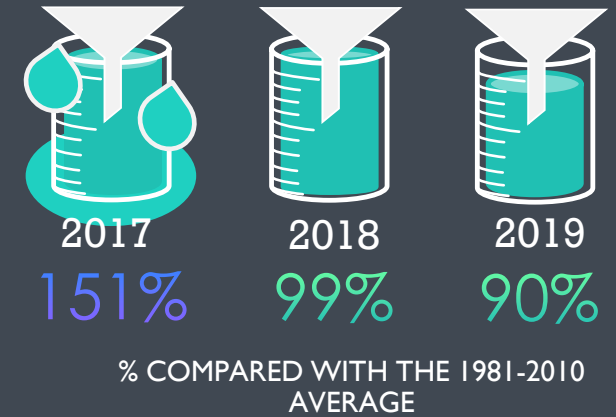
REGIONAL SUMMARY – N IRELAND



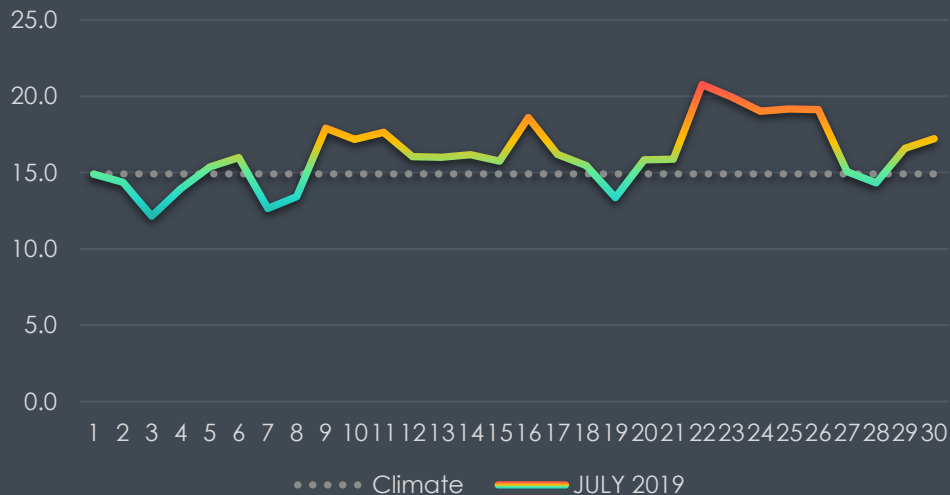
MEAN TEMPERATURE ANOMALY



MEAN RAINFALL



N IRELAND MEAN DAILY TEMPERATURE



N IRELAND MEAN DAILY RAINFALL

